


## Annex C – Guide on Purchasing Uniforms Online

**Step 1: Go to website link given below.**

Website: <https://www.euniforms.com.sg/shop/>

**Step 2: Select the Category “Secondary” and scroll down to select “Yishun Town Secondary School”**



**Step 3: At the product page of the items you wish to purchase, click “Select Options”.**



Girls Blouse - Yishun Town Secondary School

\$9.00 - \$13.00

Select options



Girls Skirt - Yishun Town Secondary School.JPG

\$9.00 - \$13.00

Select options



Boys Shirt - Yishun Town Secondary School

\$9.00 - \$13.00

Select options



**Step 4: Select the Size and fill in the Quantity of your purchase and click “Add to cart”.**



## Girls Blouse – Yishun Town Secondary School

\$9.00 – \$13.00

Size  [Clear](#)

Select to see the sizes

\$9.00

In stock



[Add to cart](#)

Select the Quantity

SKU: N/A  
Category: [Yishun Town Secondary School](#)

- Description >
- Additional information

### Description

Size	Shoulder	Chest	Sleeve	Length
30	14.5"	18"	8"	23.5"
32	15.5"	18.5"	7.5"	24.5"
34	15.5"	19"	8"	25.5"

Step 5: Click "View cart".

✓ 2 × "Girls Blouse – Yishun Town Secondary School" have been added to your cart.

[View cart →](#)



## Girls Blouse – Yishun Town Secondary School

\$9.00 – \$13.00

Size

30

\$9.00

In stock



2

[Add to cart](#)

SKU: N/A

Category: [Yishun Town Secondary School](#)

**Step 6: If you wish to add more items, click “Home”, and re-do Steps 1 – 4. Then click “Update cart”.**







## Cart

	Product	Price	Quantity	Subtotal
	 <a href="#">Girls Blouse - Yishun Town Secondary School - 30</a>	\$9.00	<input type="text" value="2"/>	\$18.00
				<a href="#">Update cart</a>

## Cart totals





Subtotal	\$18.00
----------	---------

**Step 7: Check the Cart if it is updated.**

	Product	Price	Quantity	Subtotal
	 <a href="#">Girls Blouse - Yishun Town Secondary School - 30</a>	\$9.00	<input type="text" value="2"/>	\$18.00
	 <a href="#">Girls Skirt - Yishun Town Secondary School.JPG - 23</a>	\$9.00	<input type="text" value="2"/>	\$18.00

[Update cart](#)


**Step 8: Click “Proceed to checkout” at the bottom of the page.**

	 <a href="#">Girls Blouse - Yishun Town Secondary School - 30</a>	\$9.00	<input type="text" value="2"/>	\$18.00
	 <a href="#">Girls Skirt - Yishun Town Secondary School.JPG - 23</a>	\$9.00	<input type="text" value="2"/>	\$18.00

[Update cart](#)

Cart totals

Subtotal	\$36.00
Shipping	Delivery: \$7.00 Uniforms ship via ninjapacks next 5-7 working days Nametags ship via normal post within 4 weeks. Shipping options will be updated during checkout. <a href="#">Calculate shipping</a>
Total	\$43.00

 [Proceed to checkout →](#)

**Step 9: Fill in necessary particulars and click “Place Order” at the bottom of the page.**

Billing details

Student's Name \*

Residential Address & UNIT NUMBER \*

Postal Code \*

Phone \*

Email address \*

Ship to a different address?

Order notes (optional)

Your order

Product	Subtotal
Girls Blouse - Yishun Town Secondary School - 30 × 2	\$18.00
Girls Skirt - Yishun Town Secondary School.JPG - 23 × 2	\$18.00
<b>Subtotal</b>	\$36.00
<b>Shipping</b>	Delivery: \$7.00 Uniforms ship via ninjapacks next 5-7 working days Nametags ship via normal post within 4 weeks.
<b>Total</b>	<b>\$43.00</b>

Paynow / Paylah

On placement of order, your order status will be 'On-Hold' until payment has been verified. Order status will be updated within 1 working day to 'Processing' once the funds have been received.



Your personal data will be used to process your order and support your experience throughout this website.

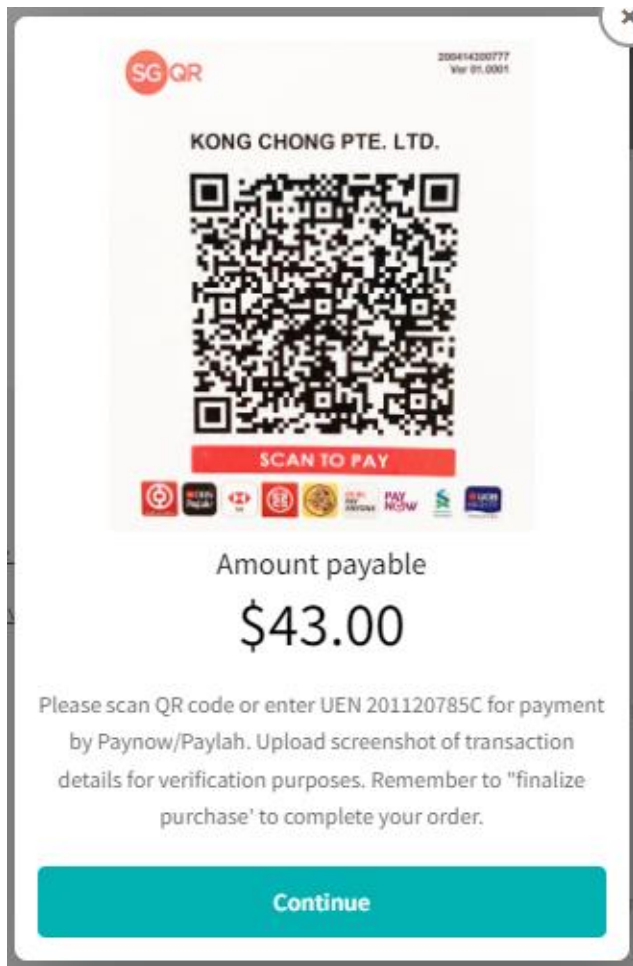


**Place order**

Step 10: The Company QR Code will appear. You can choose to use the QR code or just use PAYNOW to pay for your orders. (UEN number is stated at the window).

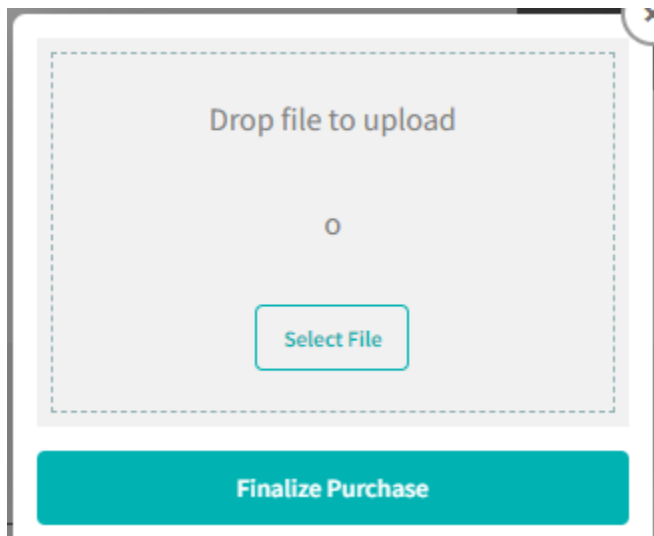
Click "Continue" at the bottom of the QR code once you have made you payment.

**\*\*\*Do note: DO NOT close the window as your order is not complete even after you have made the payment.**



Step 11: You will see a pop-up window asking for you to upload your transaction receipt into the order system. Click “Select File”.

Once completed, click “Finalize Purchase” to complete the transaction.



Step 12: Your “ORDER ID” will be generated with the page below. A copy of your order will be sent to your email.

