



Personal Learning Device (PLD) Initiative Briefing for Parents

Intended Outcomes of the PLD Initiative

The use of the PLD for teaching and learning aims to:



Support the Development of Digital Literacy



Support Self-Directed and Collaborative Learning



Enhance Teaching and Learning



How will your child/ward use the PLD?

At Yishun Town Secondary School, your child will be using the PLDs to

- ✓ **Leverage on Cloud platforms such as SLS, MS Teams and Google Drive to curate and self-manage learning.**
- Cloud-based platforms facilitates learning anytime, anywhere.



Yishun Town
Secondary School

How will your child/ward use the PLD?

At Yishun Town Secondary School, your child will be using the PLDs to

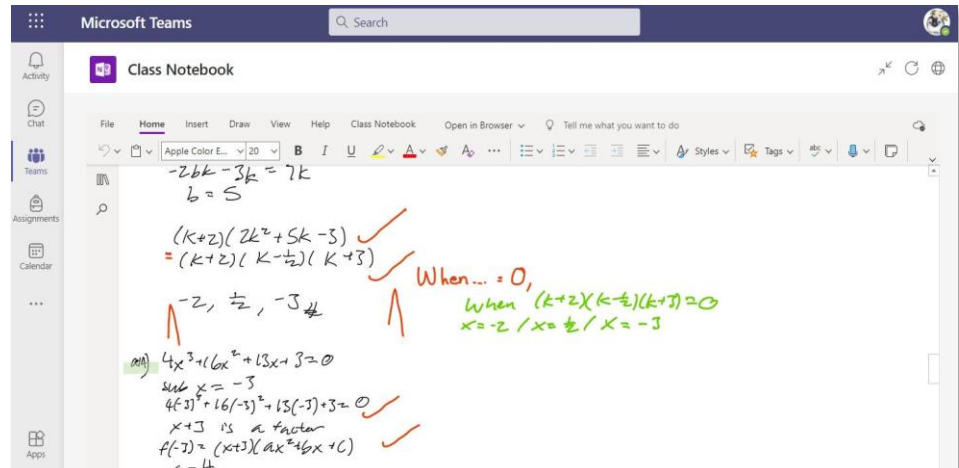
- ✓ **Support curricular and pedagogical innovation**
- Flipped classrooms will allow students to access materials before and outside class and have in-depth discussions during lessons
- Facilitation of differentiated instruction to better customize lessons for students at different readiness levels



How will your child/ward use the PLD?

At Yishun Town Secondary School, your child will be using the PLDs to

- ✓ **Strengthen feedback and monitoring of students' learning**
- Real time feedback on learning provided to teachers using SLS, MS Teams and Google Classroom

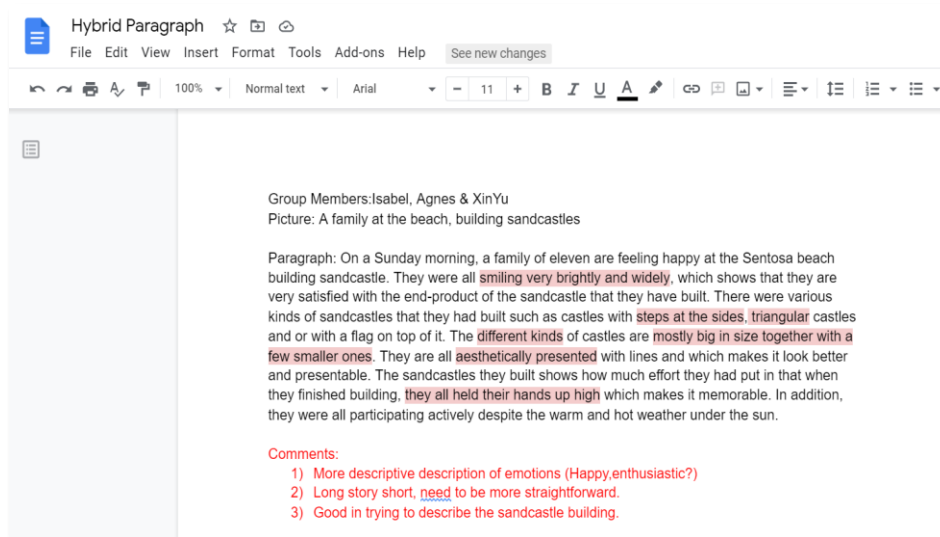


Yishun Town
Secondary School

How will your child/ward use the PLD?

At Yishun Town Secondary School, your child will be using the PLDs to

- ✓ **Develop new media literacies and Web 2.0 competencies**
- Co-creation of information through the use of Google Slides and Google Docs
- Communication and collaboration for project work



Yishun Town Secondary School's PLD



The school will be using the **Acer Chromebook Spin R753TN** for teaching and learning.

Total Cost with GST: \$516.20

Intel N4500 processor,
4GB RAM, 64GB Storage,
11.6" Screen Size*



Yishun Town
Secondary School

Yishun Town Secondary School's PLD



Acer Chromebook Spin
R753TN

The school chose the device because of:

- Affordability
- Durability
- Teaching & learning practices



Technical Support for Students' Devices

Technical support will be provided to students through:

- Service Desk set up in school during breaks and after school on a weekly basis
 - Troubleshooting of device issues
 - Solve connectivity issues
 - Collection of devices to be sent for repairs
- Acer's service centres
 - Repair of devices (hardware issues)



Device Management

Application Installation

- Your child's/ward's PLD will be installed with a Device Management Application (DMA) to provide a safer digital environment for learning.
 - Installation of the DMA will be performed after the collection of the device. Students will be guided on the installation.
 - This applies to both devices purchased through the school and student-owned devices.
- The DMA will be funded by MOE and will be uninstalled from the device when your child/ward graduates/leaves the school.



Providing Parents/Guardians with Greater Choice for After-School PLD Use

The school will provide parents/guardians with more information on exercising the options.

Default	Option A	Option B
In-school DMA settings will continue after school hours	Parents/Guardians can modify the DMA settings after school hours	Parents/Guardians can choose to disable DMA after school hours
For parents/guardians who want their child's/ward's use of the device to be restricted only to teaching and learning, and prefer to leave it to the school to decide on DMA settings after school hours.	For parents/guardians who want more leeway over the use of the device, and prefer to take charge of the level of restrictions for their child's/ward's use of the device after school hours.	For parents/guardians who do not want their child's/ward's use of the device to be regulated by DMA after school.

- Having default school settings continue after school hours is the best option for parents/guardians who prefer not to, or do not feel ready to manage their child's/ward's device use on their own.
- Parents/guardians can request to change their choice of DMA settings at any time.



Data Collected by the DMA

The DMA does **NOT** collect any of the following data:

- Login IDs and passwords entered into websites or into any applications
- Actions performed (e.g. posts, online comments, items added to a shopping cart, etc.) when visiting websites and using apps
- Documents and photos stored in the PLDs
- PLD location
- Webcam videos and microphone recordings



Supporting Students in the Safe and Effective Use of the Devices

The school has measures in place to enable a safer digital environment for learning with the use of PLDs, e.g.

- Classroom management and routines
- Educating students on Cyber Wellness
- Partnering parents/guardians to support students in their use of technology for learning
- Device Management Application (DMA)



Funding Support for Singapore Citizen (SC) Students

- **The cost of the device bundle can be paid using your child's/ward's Edusave account**, after setting aside provision for payment of second-tier miscellaneous fees.
- To ensure the affordability of devices, MOE has provided Edusave top-ups in 2020 to 2022 (\$200 in each year) to all eligible SC students in primary and secondary schools.
- This is on top of the annual \$290 credited into the Edusave account for Secondary School students and \$230 for Primary School students.



Funding Support for Singapore Citizen (SC) Students

- For students on MOE-FAS, subsidies are available even if there is insufficient Edusave balance. The cash out-of-pocket will be \$0.
- Subsidies will be provided for SC students (who are not MOE FAS) but need support, particularly those whose Gross Household Income (GHI) is below \$4,400 or Per Capita Income (PCI)# is below \$1,100.
- For more details on financial assistance, please approach the school.

#PCI is GHI divided by the number of household members.



What's Next?

Time Frame	Activity
9 Jan 2023	Letter to Parents for Procurement via Parents Gateway which includes the following: <ul style="list-style-type: none">• Intent to purchase PLD• Use of Edusave (for Singapore Citizens)• Authorisation by parent to allow child to collect PLD
By end Feb 2023	(If required) Parent/Guardian to make payment via <ul style="list-style-type: none">• Giro• SGQR (Nets/PayNow)• SAM channels• Cash and cheque at school General Office
Early Term 2, 2023	Collection of devices by students



Letter to Parents for Procurement



Parents with SingPass can access the Letter to Parents for Procurement to indicate your consent via the following link:

<https://go.gov.sg/pdlpadmin>

* Parents/Guardians without Singpass can request for the hardcopy letter via your child's/ward's form teacher.



Yishun Town
Secondary School

Frequently Asked Question

Can students use their own device?

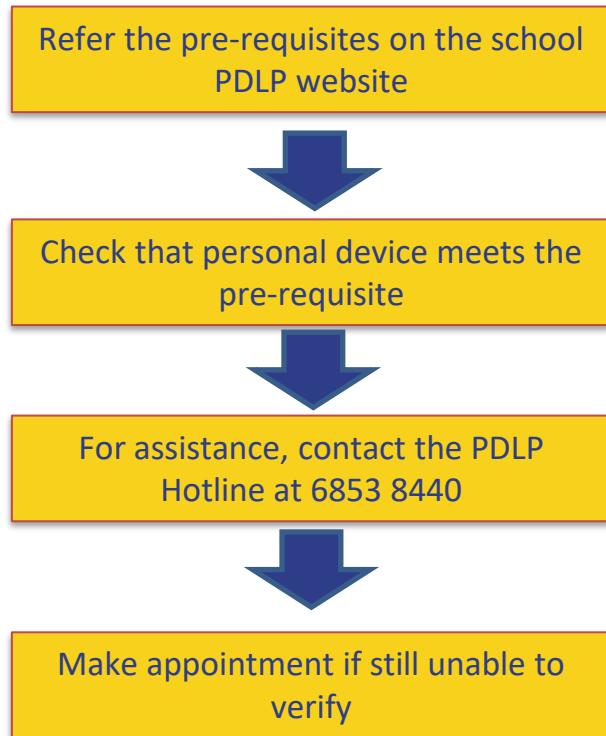
- As part of the national initiative, students are encouraged to purchase a device for teaching and learning purposes through the school
- For students to use their own device, it will have to meet specific pre-requisites¹ and be able to be installed with the Device Management Application (DMA)² before approval is given for use.

¹Specific pre-requisites has been uploaded on the school's website.

²DMA: Device Management Application, more information will be shared later.



Checking of Pre-Requisites for Use of Own Devices



Category	Details
Device	Chromebook
Operating System	ChromeOS Note: As our school is using ChromeOS, our DMA cannot be installed on Windows or iPadOS.
RAM	4GB or higher
Capacity	64GB eMMC ² or higher
Wi-Fi Function	Support at least IEEE 802.11 a/n/ac standard that uses 5GHz band Does not support IEEE 802.11 b/g standard
Input	<ul style="list-style-type: none">• Keyboard• Inking function (stylus / free hand)• Touchscreen
Device Age	Device should not be older than 4 years from manufacturing date
Battery	Hold charge for at least 4 hours
Auto Update (AUE) Date	Expiration AUE date should be June 2024 and onwards

*If device meets pre-requisite, complete form on Use of Own Learning Device (link available on website). Our ICT staff will contact you for the follow-up.



Collection of Devices

- Your child will be able to collect his/her device in school from early Term 2 2023.
- If you would like to verify the condition of the device during collection with your child/ward:
 - You may arrange to collect the device at the **vendor's service / collection centre*** or appoint an adult proxy to do so.
 - Your child/ward would need to bring the device to school and arrange for the school's IT department to install the DMA.
- Please approach the school for further advice or clarification if you would like to make this arrangement.

* Parents/Guardians (or adult proxy) will **not** be able to collect the PLD from the school.

